

Collaborative Planning System

Collaborative Planning is an advanced construction project management tool that drives collaboration across projects and trades by allowing teams to create and actively manage advance look-aheads of projects.

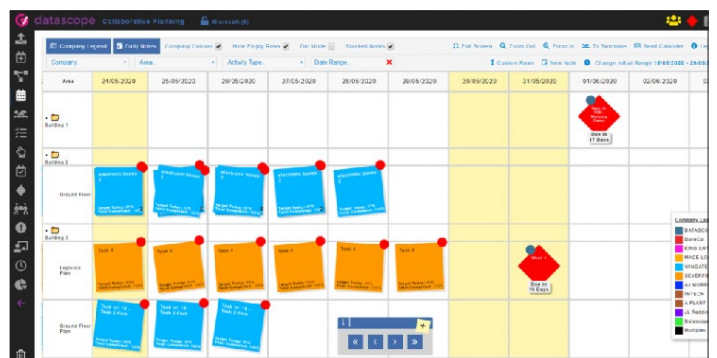
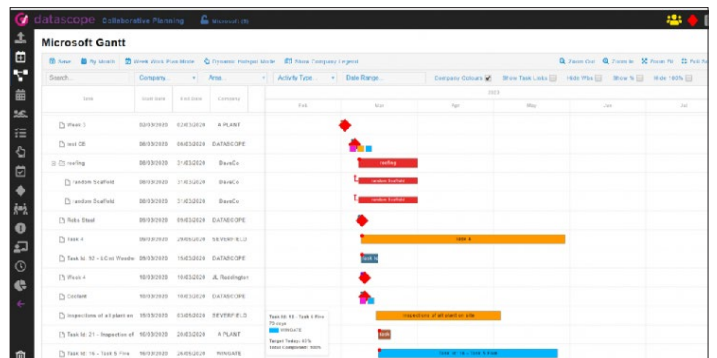
Our Digital Project Delivery System starts with collaborative lookahead planning; taking project plans and transposing them into a digital planning wall that spans 6 to 12 weeks. **The system engages contractors to collaboratively plan their works** aligning a level of detail that flushes out further opportunities to condense timescales, expose potential blockers and address make ready needs.

The digital planning wall can quickly toggle between swim lane, gantt chart and sticky note views. This facilitates efficient collaborative planning reviews, with easy and dynamic update, accessible on multiple devices.

Digital Planning

- View and manage work breakdown structures, milestones, and planned resource codes
- View and manage advance (e.g. 6 week or 12 week) look-aheads of a project
- Assign tasks to subcontractors
- Review and update task statuses & apply Variance codes
- Identify high risk activities
- Assign resources
- Review project milestones and send alerts
- View and distribute customisable project reports
- Generate automated PPC Reports and Dashboards

Dynamic Project Management



Weekly Work Plans

Create weekly work plans, high risk activities and resources to wider project tasks. Add variance codes and corrective actions.

The screenshot displays the 'Final Planner' interface. At the top, it shows 'Collaborative Planning' and 'Project 79519 (79519)'. The main area is a table of tasks. A modal window is open, showing a dropdown for 'DRIVE VISITOR LOG' and a 'Full History Code' button. The table columns include: #, Task, Concurrent, Area, Start, End, % Done Today, % Completed Today, % Total, % Left To Do, Flag, Variance Code, Corrective Action, and History.

Reporting and Dashboards

Daily reporting is automated providing a clear update on progress, visual of planned works, performance trends on Percentage Planned Complete (PPC) and transparency of blockers and delays. Here we can help the team capture drive the appropriate corrective actions, that contain and truly resolve key unforeseen issues. PDF reports can be automatically distributed at the end of each meeting and include High Risk Activities along with Productivity and Delivery information.

The dashboard displays several key performance indicators and trends:

- Tasks With Assigned Advanced Plans:** A bar chart showing a significant difference between tasks with advanced plans (low count) and tasks without advanced plans (high count).
- Tasks With Assigned Advanced Plans:** A pie chart showing the distribution of tasks between those with advanced plans (small slice) and those without (large slice).
- Tasks With Assigned Advanced Plans:** A radar chart comparing the performance of tasks with advanced plans against those without.
- Project Tasks Completed/Non Completed:** Two line charts showing the percentage of completed and non-completed tasks over time, with a notable peak in non-completed tasks around the end of the period.

DataTouch Integration

All tasks, work plans, high risk activities and resources that are added to the Collaborative Planning software are made available in DataTouch.

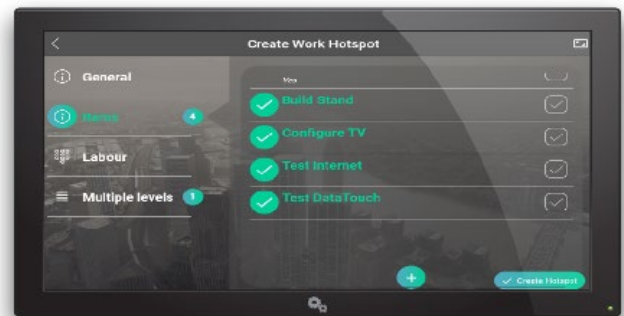
When used in conjunction with collaborative planning, the software allows site teams and subcontractors to work together to **review and visualise** daily work tasks and **expose any potential concerns and clashes** that may occur.

Digitising the Construction DABs and Planning Process

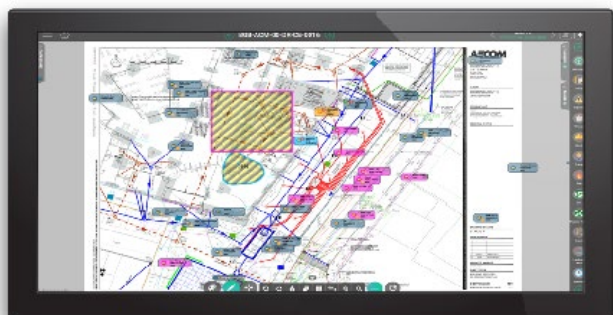
Contractors can use the data collected to plot tasks of work, hazards and more on an interactive plan of site during a daily briefing meeting. DataTouch brings together all of this information into one daily report that is sent out to everyone on site, resulting in **complete transparency and risk control** across site through a simple interface.



Plan and manage daily activities, identify areas of conflict between trades and keep track of meeting notes such as H&S.



Add detailed task description to each hotspot, labour, task duration and more. Apply tasks of work to multiple drawings and/or levels.



Mark and visualise any site exclusion zones directly on the drawing.



Visualise all daily project tasks and milestones in gantt view, colour coded by company or between a specified date range.